Salford City Academy

Student Newsletter

@sca_community Salford City Academy

19th June 20

Year 10 Return

Well done to everyone in Year 10 and Year 9 for attending your live lessons this week. Your teachers have really enjoyed delivering lessons.

It was also good to see Y10 students coming in this week for their 1:1 appointments with staff. It was also really positive to see how many students want to come back to school as it shows us that you care about your learning. All staff are looking forward to seeing Year 10 next week!

Live Lessons

Year 7 and Year 8 students start live lessons this week. There have been tutorials for each year group on how to attend your live lessons. You will also receive emails as well as ClassChart and TEAMS notifications from your teachers. The notices will tell you when the lessons will be and they will invite you to them.

Some live lessons will just be for your individual class. For these lessons you will just need to be logged into TEAMS and in your class area. ***E.g. If it is an English lesson you should open your English Team***

Some other live lessons will be for several classes combined. For these lessons you will receive a link to join the lesson from the teacher. ***E.g. Mr Rashud delivering a Yr8 Geography lesson to 3 classes***

Your teacher will let you know which type of lesson it is when they email you.

Lessons will take place on the following days/times.

Live Lesson Timetable - Week commencing 22.6.20

Day and Subject	Monday	Tuesday	Wednesday	Thursday	Friday
AM (11:00 am)	Y10 Drama Y9 English Y8 Maths	Y10 Further Maths Y9 Maths Y8 Science	Y10 Triple Science Y9 Science Y8 English	Y10 Childcare or Y10 Technology or Y10 Food Y7 Spanish	Y10 Spanish or Y10 Art Or Media Y7 Geography
PM (1:00pm)	Y10 English	Y10 Maths	Y10 Science Y7 History	Y10 IT or Y10 Business Y9 Geography or History	Y10 Geography or Y10 History or Y10 Photography Y9 French
PM (3:00pm)		Y9 PE	Y10 PE		

Live Lesson Timetable - Week commencing 29.6.20

Day and Subject	Monday	Tuesday	Wednesday	Thursday	Friday
AM (11:00 am)	Y10 Drama Y9 English Y7 Maths	Y10 Further Maths Y9 Maths Y7 Science	Y10 Triple Science Y9 Science Y7 English	Y10 Childcare or Y10 Tech-nology or Y10 Food Y8 Spanish	Y10 Spanish or Y10 Art or Media Y8 Geography
PM (1:00pm)	Y10 Eng-lish	Y10 Maths	Y10 Sci-ence Y8 History	Y10 Computer Science or Y10 Business Y9 Geography or History	Y10 Geography or Y10 History or Y10 Photography Y9 French
PM (3:00pm)		Y9 PE	Y10 PE		

Distance Learning Policy

All students should make sure that you have read the Distance Learning policy. It was sent out with the newsletter before half term and it will also be sent in an email. You will need to sign the online form in the email to show you have read it. Link: https://forms.office.com/Pages/ResponsePage.aspx?id=ZVU6Pdiv00aJHNCTBye-hq2bJOGPjSlGh1vOVmxKW7JUOU84TDNLWkdZMTlGTDNJNkRYUU1QRzZWNy4u

Weekly Checklist

Weekly Checklist to be found in TEAMS - Student Resources- General- Weekly Home Checklists.

Student Superstars

The following shout outs are for students who have been nominated from their class teachers for outstanding commitment to their home learning. Well done to everyone!! We will update this each week so look out for your name!!

Year 7	Year 8	Year 9	Year 10
Khoi Nguyen (IT for Coding)	Connor Bray (English)	Lucy Phillips	Maja Maron (Computing)
Olivia Wilde (English)	Erin Carolyn (English)	Lee Logan (Being a great help to Thomas)	Robbie Mould (Science)
Thomas Chester (English)	Lucy Riordan (English)	Lewis Ball (English)	Favour Oboh Momoh. (Science)
Lewis Dodson (English)	Riley Webb (Geography)	Alex Palmer Shaw (English)	Robert Ferenc (History)
Kadey Holmes (History)	Maclej Wisniewski (Geography)	Hannah Ryan Jones (Learning Korean)	Afnan Abdo (Spanish)
Mason Brockis (History)	Chelsea Thomas (Geography)	Calia Wild (History)	
Isabelle Middle-ton (Miss Adams)	Jackson Yorke - Hums Society	Mica Walker (Mrs Hal-sall(	
Stephen Lee (Miss Adams)	Xander Price (Humanities Society)	Sam Jones (Mrs Hal-sall)	

Race to the Summer Break

We are super excited to launch our Race to the Summer Break challenge next week. Set yourself a personal challenge to run, walk or cycle a certain distance before the end of term to help clock up the miles to Tokyo. Mrs Eaton will explain more in this video **link here.** You can also ask friends and family to sponsor you on the following just giving page. https://www.justgiving.com/crowdfunding/salfordcity-academy?utm_term=MWRWnYpvA

Click to Sign UP Here

To enter your miles you just need to send Mrs Breen (emma.breen@salfordcity-academy.org) a picture of a strava app run,walk or cycle. Alternatively, you can email a picture of your fitbit evidence or a map of the route you took!

Aspire@home Live is Here!!

Week	June 16th -18th	June 23rd -25th	June 30th-2nd July	July 7th-9th July
Tuesday ASPIRE	Creative Writing Miss Frith 2pm	Student Quiz Mr Prince 2pm	Debate Club Miss Frith 2pm	Current Affairs Mr Lewis 2pm
Wednesday DEAR Session	DEAR Mrs Hawley & Miss Frith 2pm	DEAR Mrs Hawley& Miss Frith 2pm	DEAR Mrs Hawley & Miss Frith 2pm	DEAR Mrs Hawley & Miss Frith 2pm
Thursday ASPIRE	Humanities Society **2.30pm** Miss Midgley and Mrs Jones	Blue Peter Badge Creative challenge Mrs Dawson 2pm	Games Mrs Temple-Heald 2pm	Cooking with Kershaw 2pm
Friday FIT FRIDAY	Fitness 2pm	Fitness 2pm	Fitness 2pm	Fitness 2pm

Click **here for link** to the Aspire Channel on Teams, where you will find the classes to join

Follow this link to view even more ideas for how to get involved with education with character @home.

Education with Character @home.pptx

Aspire@home Logbook

See how you can log your activities against the school charter.

Aspire Survey

We need you! Please complete the survey this week

https://www.myaspire.app/

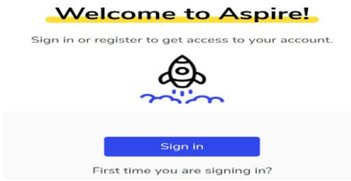

Cooking with Kershaw

Students its now your turn to send us your 'Cooking with Kershaw' style videos.

Watch this message from the man himself to find out more.

Click here

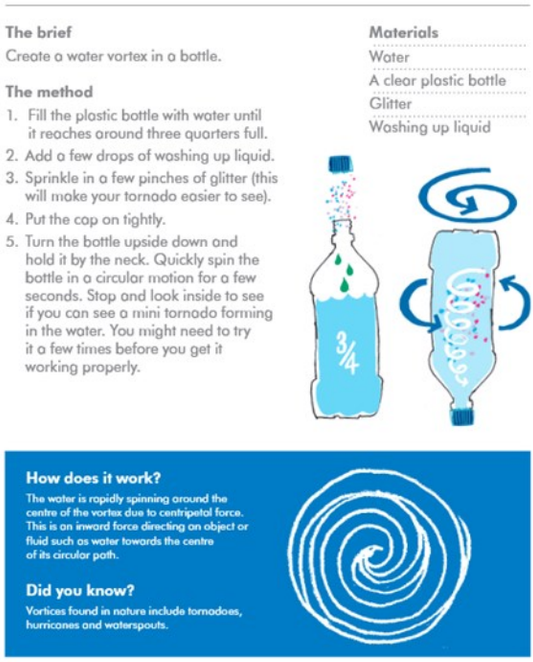

TORNADO IN A BOTTLE

SCIENCE CHALLENGE 07

Designed by Adam, Design engineer at Dyson

The brief

Create a water vortex in a bottle.

The method

1. Fill the plastic bottle with water until it reaches around three quarters full.
2. Add a few drops of washing up liquid.
3. Sprinkle in a few pinches of glitter (this will make your tornado easier to see).
4. Put the cap on tightly.
5. Turn the bottle upside down and hold it by the neck. Quickly spin the bottle in a circular motion for a few seconds. Stop and look inside to see if you can see a mini tornado forming in the water. You might need to try it a few times before you get it working properly.

Materials

Water
A clear plastic bottle
Glitter
Washing up liquid

How does it work?

The water is rapidly spinning around the centre of the vortex due to centripetal force. This is an inward force directing an object or fluid such as water towards the centre of its circular path.

Did you know?

Vortices found in nature include tornadoes, hurricanes and waterspouts.

Drama Aspire Week 18th May.ppt

(click on link above)

Have you got a hidden talent you would like to share? Send a short video of you performing your talent to:

Hayley.Butson@salfordcity-academy.org

Prizes will be awarded for the best talents. Remember: You've got to be in it to win it! Check out the link for some inspiration: https://www.youtube.com/watch?v=Eq3zFT2cISs

PE Challenges

Mrs Lee's under over challenge

https://salfordcityacademy.sharepoint.com/sites/StudentResources/Shared%20Documents/Aspire/RLE%20challenge.mov

Email Mrs Breen if you have completed your Aspire Logbooks.

Emma.breen@salfordcity-academy.org

Special Mentions

- Grace Laidlaw: Her long answer response clearly described the reasons for the increase in global tourism.
- Keeley Taylor: Her bar chart and line graph were both draw to scale and to a very high standard.
- Maggie Yu: She has clearly described the reasons for the increase in global tourism.
- Adam Webb: His long answer response on the advantages and disadvantages of low pressure systems was fantastic.

- Jackson Yorke: It was great to read his long answer response examining the advantages and disadvantages of low pressure systems.
- James Burns- James has clearly described the role of each of the white abolitionists.
- Hilary Mann- As usual her work is well evidenced, clearly presented and succinct. All round it was a tour de force.
- Milly Quinn- Her work is presented to a high standard and she has clearly followed all the instructions and carried out the tasks effectively.
- Lewis Dudson: He completes the work every week and puts in a huge amount of effort. It is great to see.



They don't have to → No tienen que
I can't → No puedo
At the same time → Al mismo tiempo
Too small → Demasiado pequeño
like → como
I know that → Sé que
cheaper → barato

Spanish	English
Tener una fiesta en casa es demasiado trabajo. Antes hay que organizar miles de cosas y después es necesario arreglar el piso. Prefiero salir con amigos cuando quiero celebrar algo.	Having a party at home is too much work. You have to organize thousands of things and then it's necessary to fix the flat. I prefer to go out with friends when you want to celebrate something
Cuando haces una fiesta en casa, puedes hablar facilmente con todo el mundo y eso es lo más importante para mí. Odio las fiestas en clubs where they play the music very loud and you can not chat	When you have a party at home, you can talk easily with all the world and this is the most important thing for me. I hate club parties donde ponen la música muy muy alta y no puedes charlar

Afnan Abdo (Lovely Spanish work)